




Push Button Switch PD Series



Feature

Multiple keys and poles,interlock and individual lock

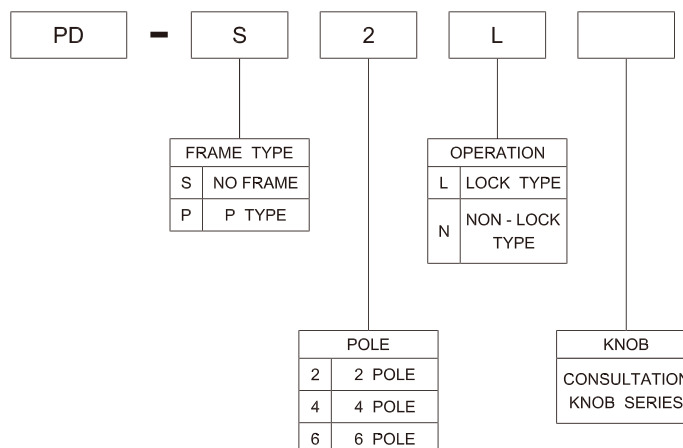
Applications

Various Switching purpose in all Home Electronic Equipment and Industrial Electronic Equipment

Specifications

SWITCH SPECIFICATIONS	
POLE - POSITION	2P2T , 4P2T , 6P2T , Momentary and Lock Type are available
CONTACT RATING	30 V DC , 0.1 A
CONTACT RESISTANCE	40 mΩ max . 1.5 V DC ; 100 mA , by Method of Voltage DROP
INSULATION RESISTANCE	100 MΩ min . 500 V DC
DIELECTRIC STRENGTH	Breakdown is not Allowable ; 500 V AC for 1 Minute
OPERATING FORCE	250 ± 150gf
OPERATING LIFE	10,000 cycles
OPERATING TEMPERATURE RANGE	-20°C ~ 70°C
TOTAL TRAVEL	LOCK TRAVEL - 2.5 ± 0.3 mm TOTAL TRAVEL - 3.0 ± 0.3 mm

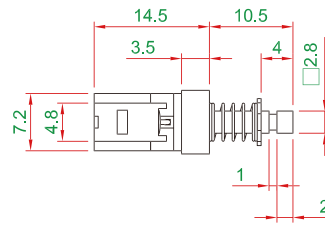

How To Order



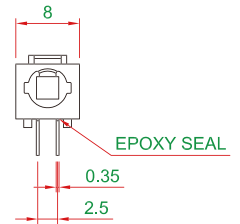
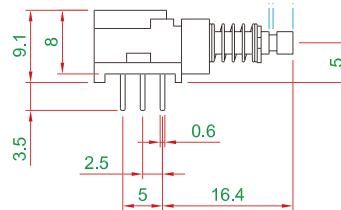


Dimension

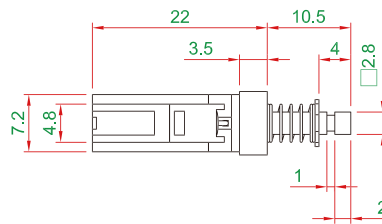

PD - S2L



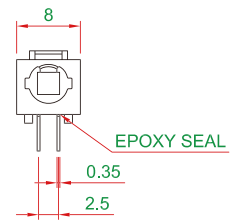
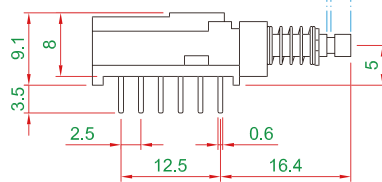
3 FULL STROKE
2.5 LOCK STROKE



PD - S4L

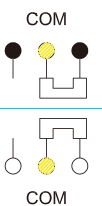


3 FULL STROKE
2.5 LOCK STROKE

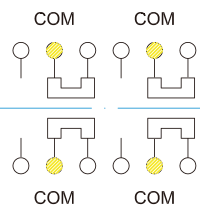


Schematic

PD - S2L

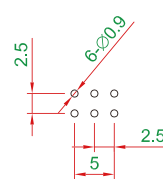


PD - S4L

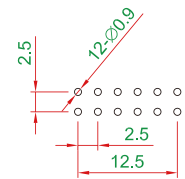


P.C.B Layout

PD - S2L



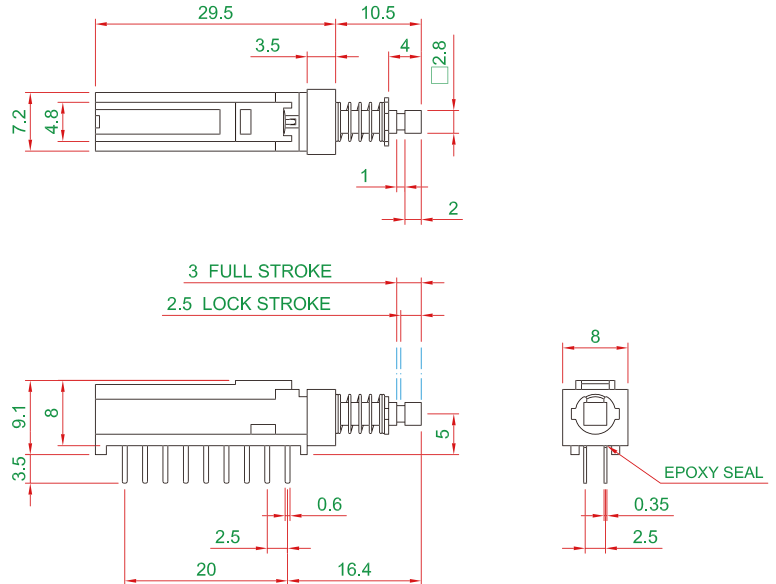

PD - S4L



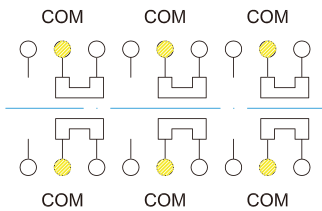


Dimension

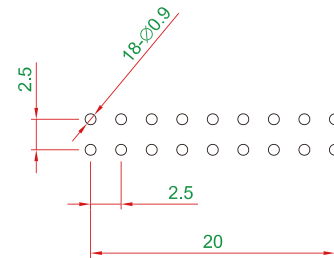
PD - S6L



Schematic



P.C.B Layout



Frame Type

- COVER - POM
- ACTUATOR - POM
- BASE FRAME - PBT + 15%GF
- TERMINAL - BRASS SILVER , GOLD PLATING

Unit Weight

- PD - S2L : 1.1 ± 0.05 g / pcs
- PD - S4L : 1.7 ± 0.05 g / pcs
- PD - S6L : 2.3 ± 0.05 g / pcs