


SPECIFICATIONS
CONTACT RATING: Dependent upon contact material See Page 120.

MECHANICAL LIFE: 50,000 make-and-break cycles.

CONTACT RESISTANCE: 20 mΩ max. initial @ 2-4VDC

100mA for both silver and gold plated contacts.

INSULATION RESISTANCE: 1,000 MΩ min.

DIELECTRIC STRENGTH: 1,000 Vrms min. @sea level.

OPERATING TEMPERATURE: -40°C to 85°C.

MATERIALS
CASE: Diallyl phthalate(DAP) (UL94V-0).

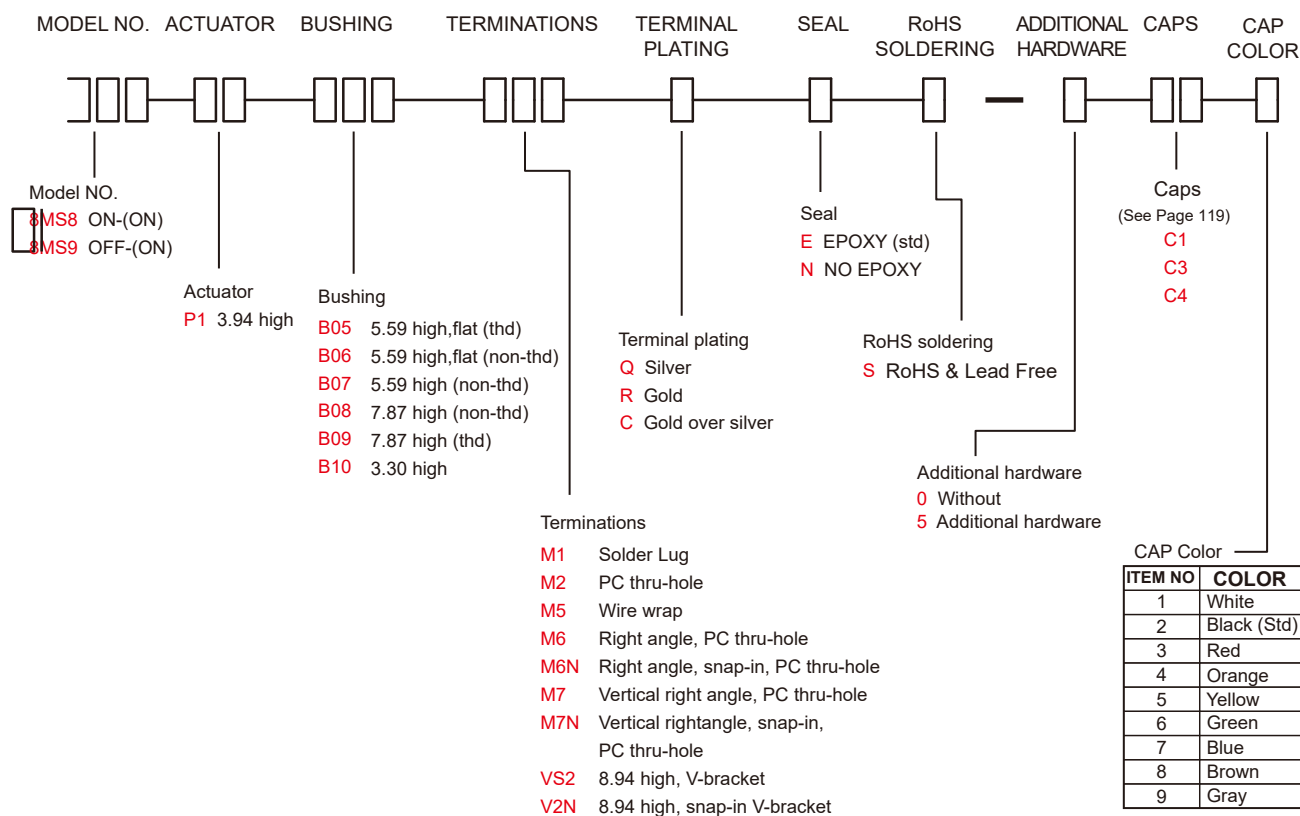
PLUNGER: Nylon 6/6,black.

BUSHING: Brass or zinc,nickel plated.

HOUSING: Stainless Steel.

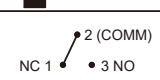
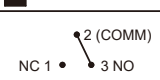

SWITCH SUPPORT: Brass.tin plated.

CONTACT/TERMINAL: Copper alloy or Brass, with silver or gold plated.(See Page 120)

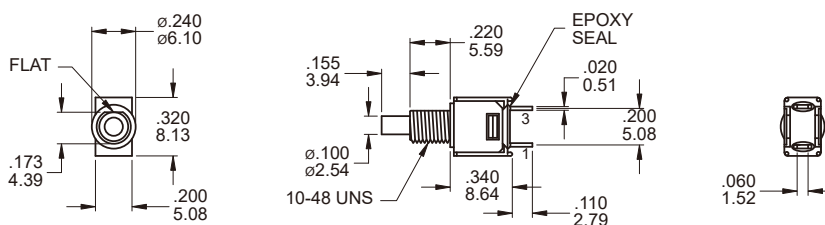
HOW TO ORDER


* Besides standard color, other colors need to check stocks available.

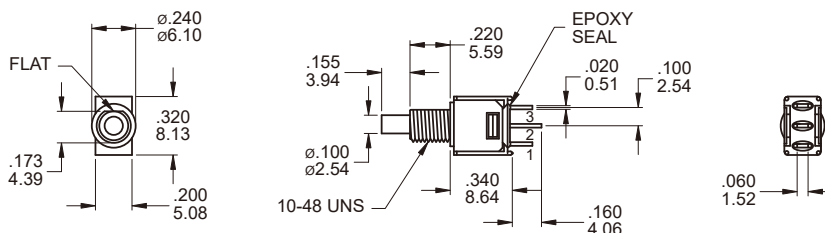
SWITCH FUNCTION

NO. POLES	UL/CSA MODEL NO.	MODEL NO.	SWITCH FUNCTION		CONNECTED TERMINALS / SCHEMATIC	
			POS.1	POS.2	POS.1	POS.2
SP	Q2818	8MS8	ON	(ON)	2-1 	2-3 
	Q2819	8MS9	OFF	(ON)	OPEN	1-3 

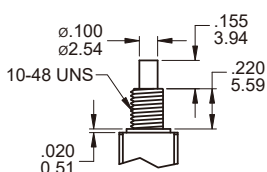
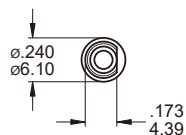
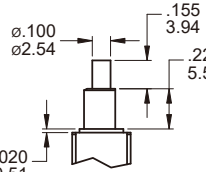
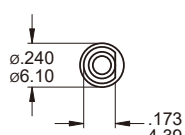
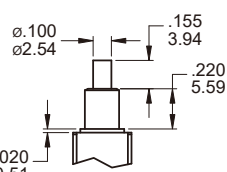
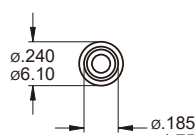
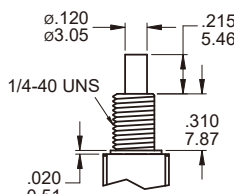
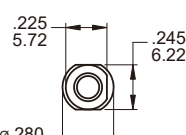
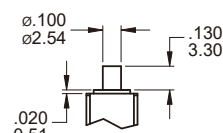
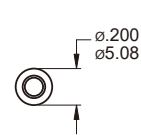
()=MOMENTARY

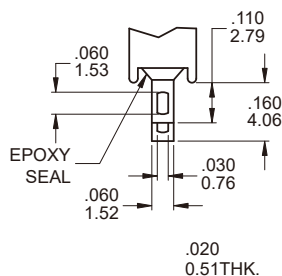
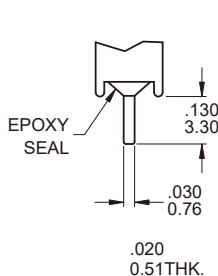
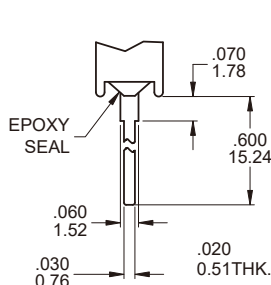
POLE OPTIONS

SPST

Part No. Shown : 8MS9P1B05M1QES

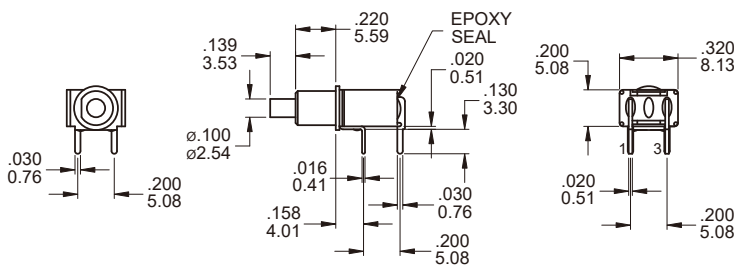
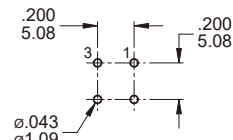

SPDT

Part No. Shown : 8MS8P1B05M1QES

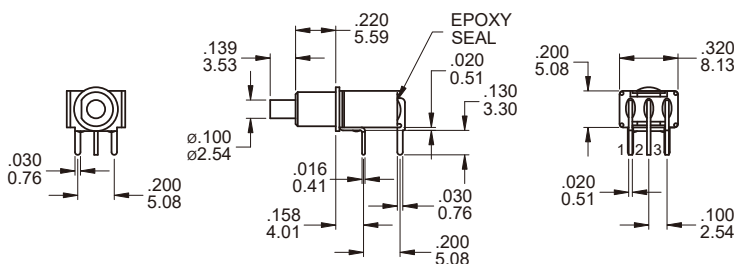
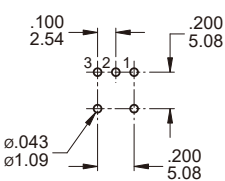
BUSHING OPTIONS
B05 THD

B06 NON-THD

B07 NON-THD

**B08 NON-THD
B09 THD**

B10


TERMINATION OPTIONS
M1 Solder lug

M2 PC Thru-hole

M5 Wire Wrap

OTHER TERMINATION OPTIONS

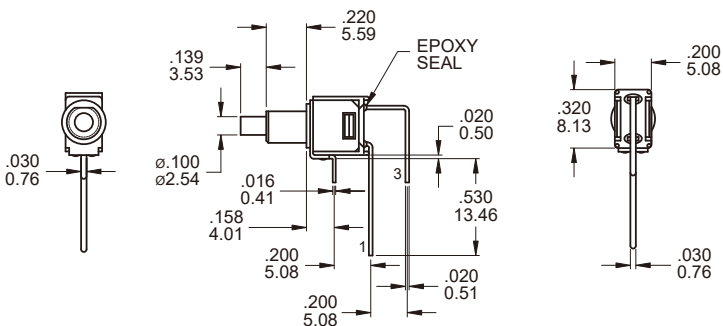
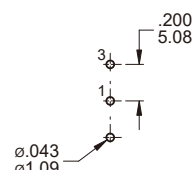
- M6** Right angle P.C. Mount
- M6N** Right angle P.C. Mount with snap-in bracket
- M7** Right angle P.C. Mount
- M7N** Right angle P.C. Mount with snap-in bracket
- VS2** Right angle P.C. Mount
- V2N** Vertical bracket P.C. Mount with snap-in bracket

M6

P.C. MOUNTING

SPST

Part No. Shown : 8MS9P1B06M6RES

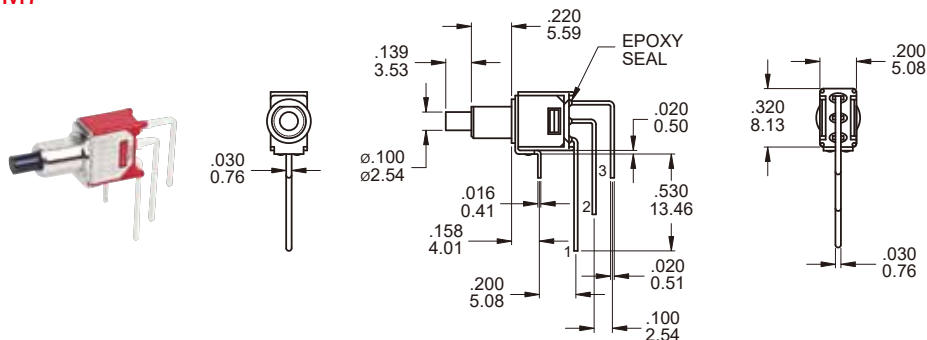
M6

P.C. MOUNTING

SPDT

Part No. Shown : 8MS8P1B06M6QES

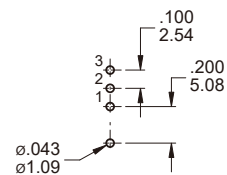
M7

P.C. MOUNTING

SPST

Part No. Shown : 8MS9P1B06M7QES

M7



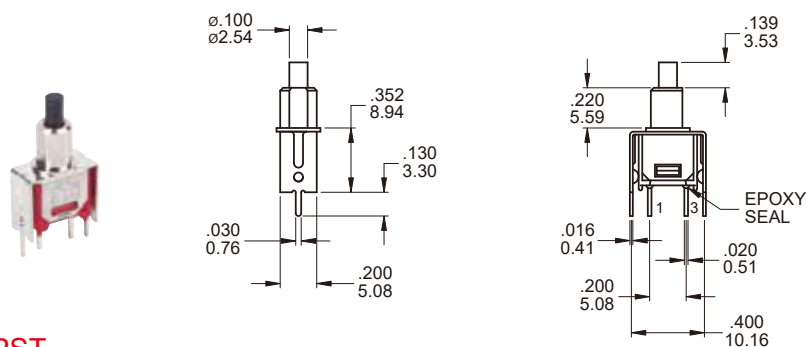
P.C. MOUNTING



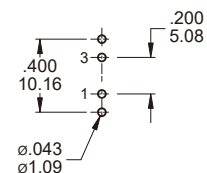
SPDT

Part No. Shown : 8MS8P1B06M7QES

VS2



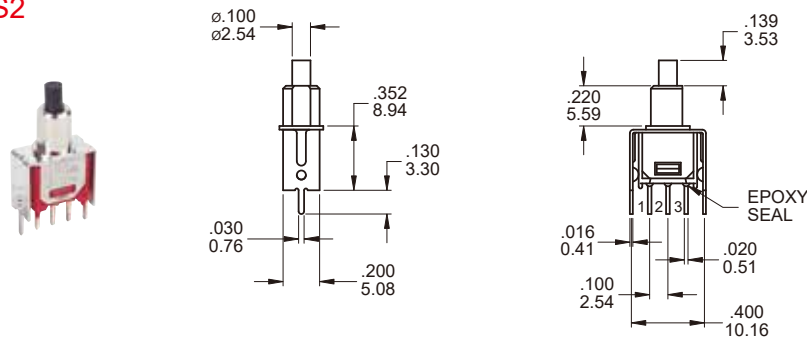
P.C. MOUNTING



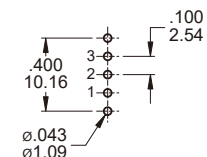
SPST

Part No. Shown : 8MS9P1B06VS2QES

VS2



P.C. MOUNTING

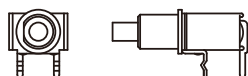


SPST

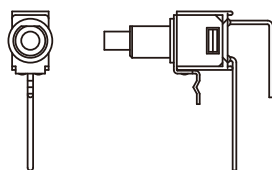
Part No. Shown : 8MS8P1B06VS2QES

SNAP-IN TERMINATION OPTIONS

M6N



M7N



V2N

